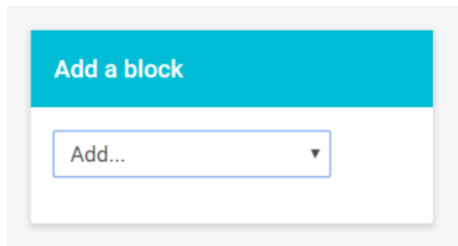


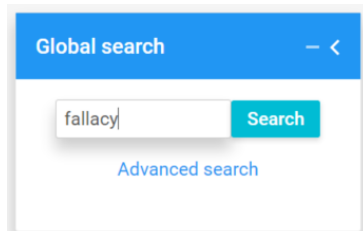
## Using Global Search in Moodle

**Step One:** Turn on editing and scroll down to add a new block on the bottom right-hand side of the page.

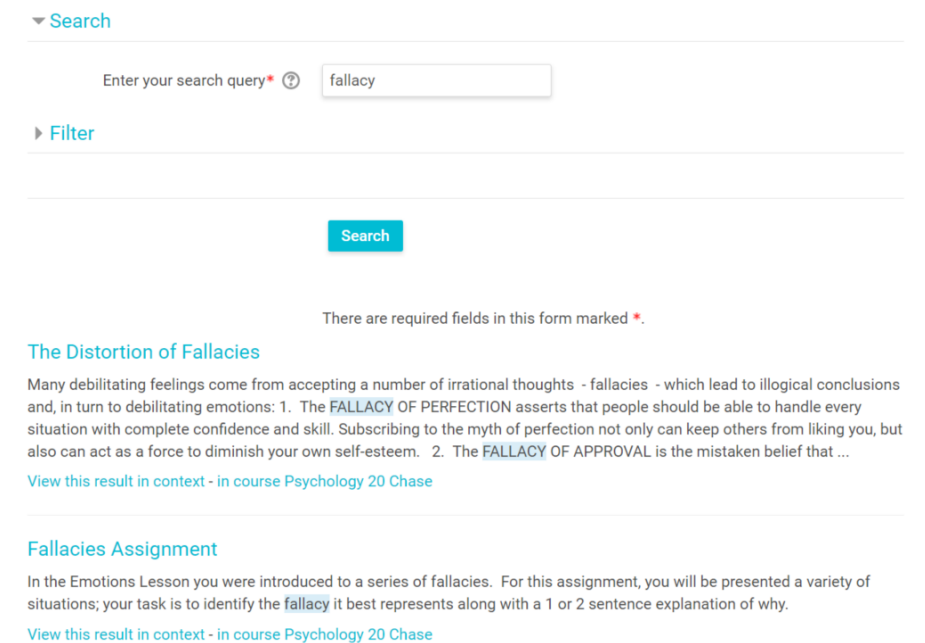


**Step Two:** Select “Global Search” from the list of available blocks.

**Step Three:** In the “Global Search” block, students can search topics and find results in any of the classes they are enrolled in.



The results provide the information as well as a link to where it is found in the course.



The Advanced Search feature allows students to narrow the search by Moodle activity type, course and date.